

Mystery Challenge

February 2021

With feedback by Barrie Anthony

Theme: A Structure – Hollie Tweedie



‘Rooftop’



‘St Mary’s’

Feedback: Overall, two well seen images with a nice black and white effect which suits the subject well

A Structure: Rooftop –Hollie Tweedie



Feedback: A very good structure and very well seen by the photographer. I like the black and white effect and like how that helps bring the detail out in the bricks.

I have shown how much detail can be brought out on the right using clarity, which with stone/bricks works quite well. However, that is personal taste and just included as a suggestion

A Structure: St Mary's –Hollie Tweedie



Feedback: Another good structure that works well in black and white. Some detail has been lost in the shadows, but that isn't something that bothers me too much, but other judges sometimes criticise that in competitions, so something to bare in mind if an external judge is judging in the future.

If I was to do anything to this I would be tempted to straighten the image as it does lean to the right a little. The transform tool in photoshop can help with this and help adjust for the lens distortion that causes converging lines

Theme: Car Details – Dennis Butterworth



‘Classic Jaguar’



‘Guess What’



‘Reflection’

Feedback: Great effort, with the reflection shot as the stand out image

Car Details: Classic Jaguar –Dennis Butterworth



Feedback: A nice shot with highlights and darks well controlled. The back of the car is a bit tight to the edge of the frame and the background does distract a tad, however, you may not have been able to get a better background. Maybe with the theme being car details, picking out a part of the car, such as the grill or lights, would be a good idea and make for a more engaging image

Car Details: Guess What -Dennis Butterworth



Feedback: Another nice shot with good control of the highlights on what looks like a sunny day. A good fit to the theme with a close up on some of the car details.
Possibly a tighter crop on the left of the car would have made a nice image, as with the detail mainly being on that side the image it may be a bit left heavy balance wise.

Car Details: Reflection – Dennis Butterworth



3rd
(joint)


Feedback: I really enjoy this image and the author has done well to use a smaller detail of one car, to show the full image of another car.

If I had to be fussy (and this is ☺) maybe I would clone the white line out on the edge of the frame, as bright spots on edges can take the eye a bit

Theme: Contrast – Katie Treave



‘Hot and Cold’



‘Rough and Smooth’



‘Sun and Shade’



Feedback: Nice creative take on the theme

Contrast: Hot and Cold – Katie Treave



Feedback: A really creative take on the theme of “contrast”. Good control on highlights as this would be easy to have blown them out

Contrast: Rough and Smooth – Katie Treave




Feedback: Another really creative take on the theme of “contrast”. Having the central bit in focus works well as well. I do find the highlights a little bright, and have presented an alternate crop with highlights toned down. This is only a suggestion and not a “this is the correct way”, as with previous suggestions, its just to show an alternative to get the creative juices following in the future

Contrast: Sun and Shade – Katie Treave



Feedback: Another creative take on the theme, however, I don't think this image is as strong as the other two images. The composition is quite busy and its hard to really settle on an area. However, the idea is great and the author should be praised for their creativity

Theme: Curves –Jacqueline Alexander



‘Carved Sandstone’



‘Handle It’



‘Hinge’

Feedback: There nicely taken and composed images that fit the theme well ☺

Curves: Carved Sandstone –Jacqueline Alexander



3rd
(joint)

Feedback: I really enjoy this image, it fits the theme well and has picked out some nice detail which is well composed.

Curves: Handle It



Feedback: I really enjoy this image as well, it fits the theme well and has picked out some nice detail which is well composed. If I was to be fussy, I would prob have cloned the white bit out on the left hand side as it does take the eye a little

Curves: Hinge – Jacqueline Alexander



Feedback: As with the previous images, another nice shot that is well composed.

Theme: Minimalism –Jill Eastham



‘Misty Shoreline-Ullswater’



‘Wintry Pennine Skyline’



‘Moon and Skyline ’

Feedback: Really nice images all fitting the theme well and all different in style

Minimalism: Misty Shoreline-Ullswater - Jill Eastham



1ST

Feedback: Really beautiful. Wish I had taken it.

Some judges automatically comment against empty space, however, they are usually pillocks

Minimalism: Moon and Skyline – Jill Eastham



Feedback: Without the moon this wouldn't work, but the moon makes it and gives it a sense of scale.

Minimalism: Wintry Pennine Skyline – Jill Eastham



Feedback: Another style of image I enjoy, really highlighting the bleakness of the landscape and the conditions. The light catches the hill top really well, and the gradient on the sky is really well managed

Theme: Reflections – Colin Bryce



‘Reeds in the Sky’



‘That Special Reflective Moment’



‘Swan Lake on Eden –Good Pals’

Feedback: All images have been well seen by the author who has a good eye for an image, although a little refinement would help

Reflections: Reeds in the Sky – Colin Bryce



Feedback: Well seen reflection. I have presented a different crop to try and help make the reflection more prominent in the image, as the white cloud reflected in the bottom left seems to take up a large proportion of the image and pushes the overall balance off slightly.

Reflections: That Special Reflective Moment – Colin Bryce




Feedback: A great scene in which the figure works excellently to give a sense of scale and add a human element. Its always difficult to take a photo in such sunny conditions but detail seems to be maintained in the highlights well. I do find there is a magenta cast on the bottom halve of the image, and the sun spot on the bottom left to be bright, which takes the eye as a result

Reflections: Swan Lake on Eden –Good Pals –Colin Bryce



Feedback: Well captured and seen, with good separation between the swans. Although the swans look bright, the detail is still there went looked at in photoshop. Bringing the highlights down slightly may help some of that detail show through. Although the theme is reflection, I do feel the main image is the swans, and perhaps the theme doesn't fit as well on this image as the other two

Theme: Scales –Iain Haley



‘Map and Compass-
Night Walking’




‘Scaling the Heights,
Hovis-North Face ’



‘Silloth Lighthouse-
Visitors not Welcome’

Feedback: A good set of images, and a good use of different creative effects

Scales: Map and Compass- Night Walking – Iain Haley



Feedback: I like the composition of this and the use of converting the image to a colour negative. Gives it a real abstract theme. The rope on the compass has lost a bit of detail and is quite bright as a result (saturation upped before conversion maybe?)

Scales: Scaling the Heights- Hovis North Face –Iain Haley



2nd

Feedback: I enjoy the creativity of this image. The figures are well composed within the cranny of the bread, giving the made up image a sense of believability. Nice job.

Scales: Silloth Lighthouse- Visitors not Welcome – Iain Haley



Feedback: I like this image, and it certainly give a sense of not being welcome. However, it may be pushing the theme limit a little 😊

Theme: Skyline – Barbara Keen



‘Ferteventura’



‘Ferteventura countryside ’



‘Tiree’

Feedback: All images have been well seen by the author and are a good attempt at trying something different to the norm

Skyline: Ferteventura – Barbara Keen



Feedback: A good attempt at making the artwork part of the overall scene, rather than just taking a snapshot of them for reference.

The composition could possibly be improved by having taken a step to the left, just to separate the statues from each other

Skyline: Ferteventura Countryside – Barbara Keen



Feedback: A good creative composition which again gives a different take on the view.
I think the focus point being on the building in the distance, rather than the door/wall (?) would make this stronger.

Skyline: Tiree – Barbara Keen



Feedback: A difficult image to control in the sun, however all highlights have been retained well by the author, and the white house has lots of detail in it. The blue sky actually works well with the green grass.

Theme: Street Candid Shot –David Bell



‘That Fast’



‘This way, please ’



‘Upcycling’

Feedback: Not an easy theme in the current situation; given than the author has done well to present some interesting images

Street Candid Shot: That Fast – David Bell



Feedback: A nice simple composition in which the road works well to draw your eye into the image.

Street Candid Shot: This way, please – David Bell



Feedback: A good use of leading lines to draw your eye through the image, especially with the arrow effect in the tyre prints. Perhaps a bit more room at the top of the image would help to retain your eye within the composition and overall frame, as the lines almost lead you out of the top of the image

Street Candid Shot: Upcycling – David Bell



Feedback: A good attempt to find an element from the environment and give a more intimate scene rather than a larger vista. A cleaner composition may help bring the subject out more